

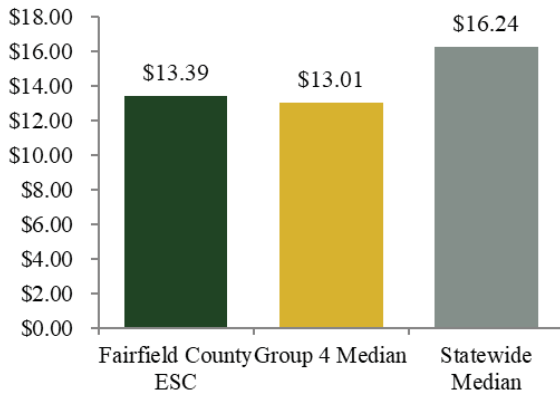
# Fairfield County ESC Profile

**Operating Revenue:**  
**\$12,024,119**

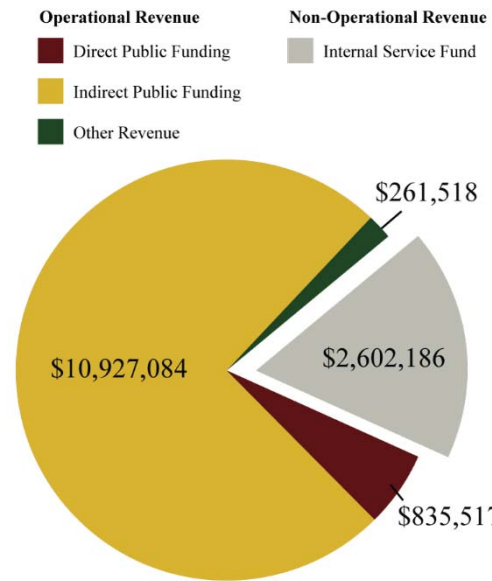
**Expenditures:**  
**\$11,685,426**

**FTEs:**  
**177.60**

## Revenue Generation Ratio

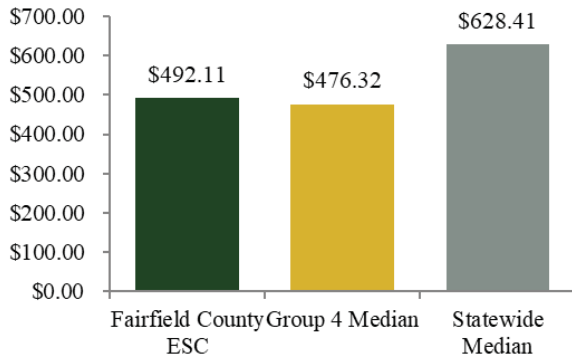


## Total Revenue by Source

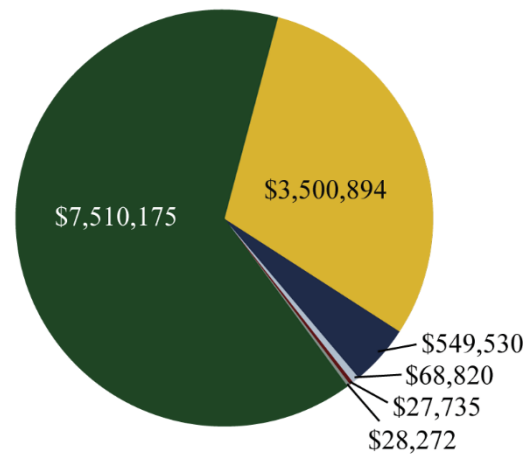


This ESC collected an additional \$45,150 from local foundation deductions as part of its agreement with its member district(s). This amount is in excess of the required minimum direct funding and is therefore included within the indirect public funding.

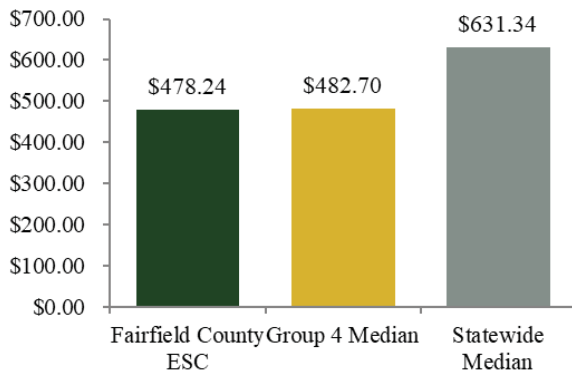
## Operating Revenue per Student



## Expenditures by Object



## Expenditures per Student



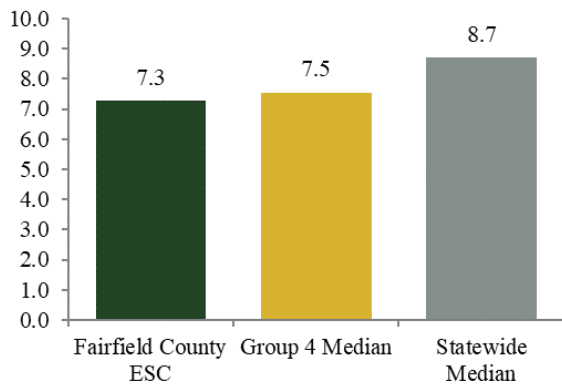
## Fairfield County ESC Profile (contd)

Operating Revenue:  
**\$12,024,119**

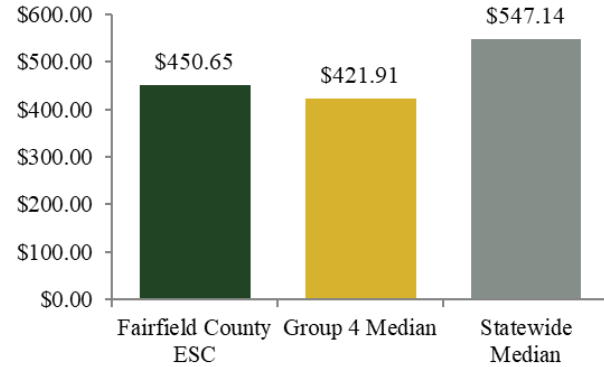
Expenditures:  
**\$11,685,426**

FTEs:  
**177.60**

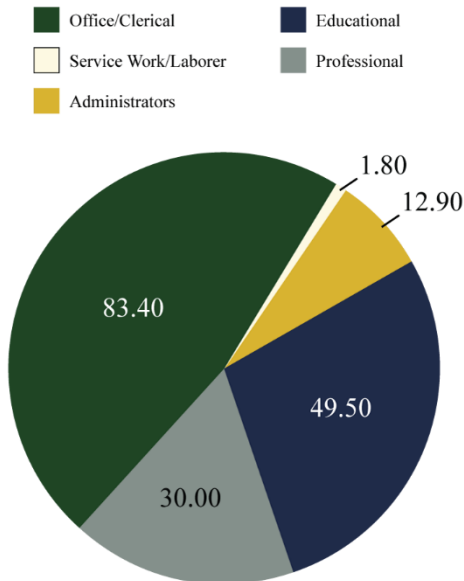
FTEs per 1,000 Students



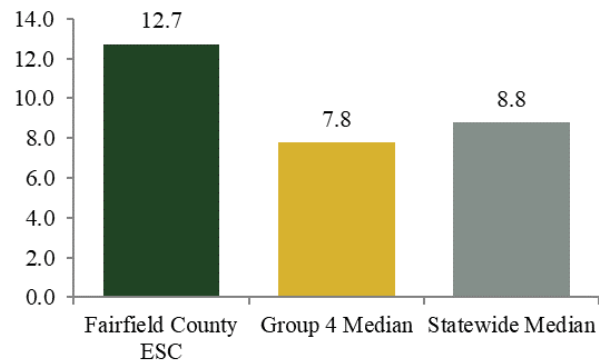
Personnel Cost per Student



FTEs by Category



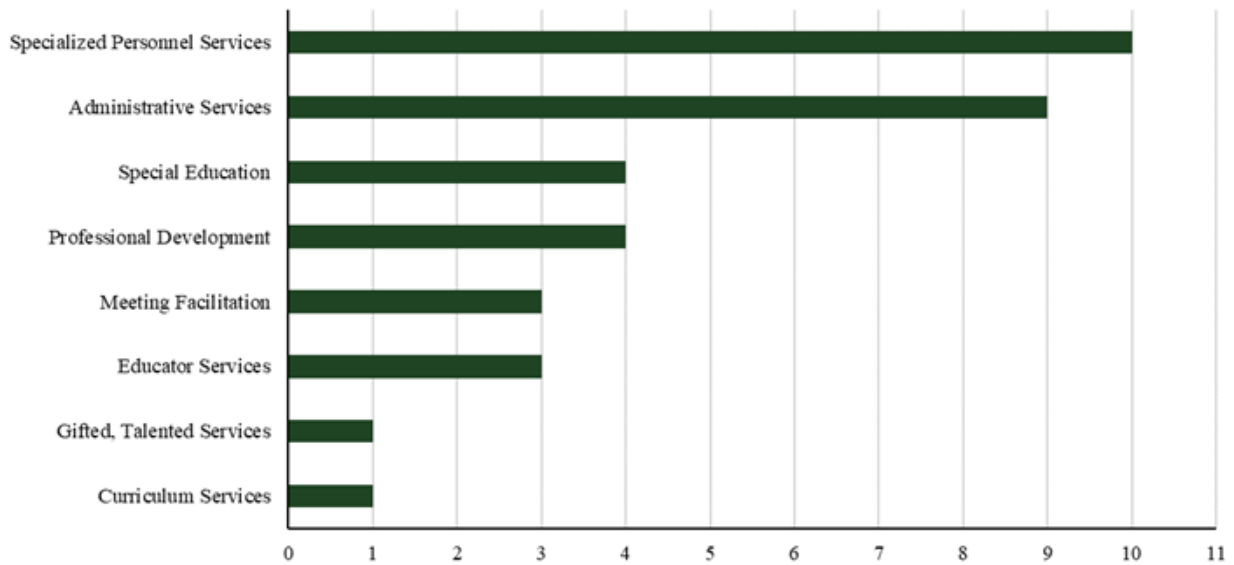
Non-administrative Staff per Administrator



## Fairfield County ESC Profile (contd)

Operating Revenue: <b>\$12,024,119</b>	Expenditures: <b>\$11,685,426</b>	FTEs: <b>177.60</b>
---	--------------------------------------	------------------------

### Services Offered by Category



### Member District Data

Member District Name	Student Enrollment	District Type
Amanda-Clearcreek LSD	1,489	2
Berne Union LSD	863	1
Bloom-Carroll LSD	1,941	3
Fairfield Union LSD	1,919	2
Lancaster CSD	6,374	4
Liberty Union-Thurston LSD	1,315	3
Pickerington LSD	10,002	6
Walnut Township LSD	531	2